

Scaled data based on original data using
LM-79-08 Approved Method: Electrical and Photometric Measurements of Solid-
State Lighting Products

Test Report Prepared for
Cooper Lighting Solutions
(formerly Eaton)

Brand: McGRAW-EDISON

Report Number: P200017

Luminaire Tested: **GWC-AF-01-LED-E1-T2-7030-1200**

Issue Date: 3/3/2020

Test Information

Test Method: LM-79-08
Report Number: P200017
TEST IS SCALED FROM IESNA LM-79-08 TEST DATA (P24139)
Test Lab: INNOVATION CENTER P2
Issue Date: 3/3/2020
Manufacturer: COOPER LIGHTING SOLUTIONS (FORMERLY EATON)
Product Line: MCGRAW-EDISON
Catalog Number: GWC-AF-01-LED-E1-T2-7030-1200
Description: GALLEON WALL LUMINAIRE
(1) 70 CRI, 3000K, 1200mA LIGHTSQUARE WITH 16 LEDS EACH AND TYPE II OPTICS
Light Source: -
Ballast/Driver: ELECTRONIC DRIVER

Summary

Lumens per Lamp: N/A
Luminaire Lumens: 6617.8 lumens
Efficiency: N/A
Efficacy: 98.8 lumens/watt
Luminous Opening: Rectangular (W 0.5' x L: 0.5' x H: 0')
IES Classification: Type II - Medium - Full Cutoff
BUG Rating: B1 - U0 - G2

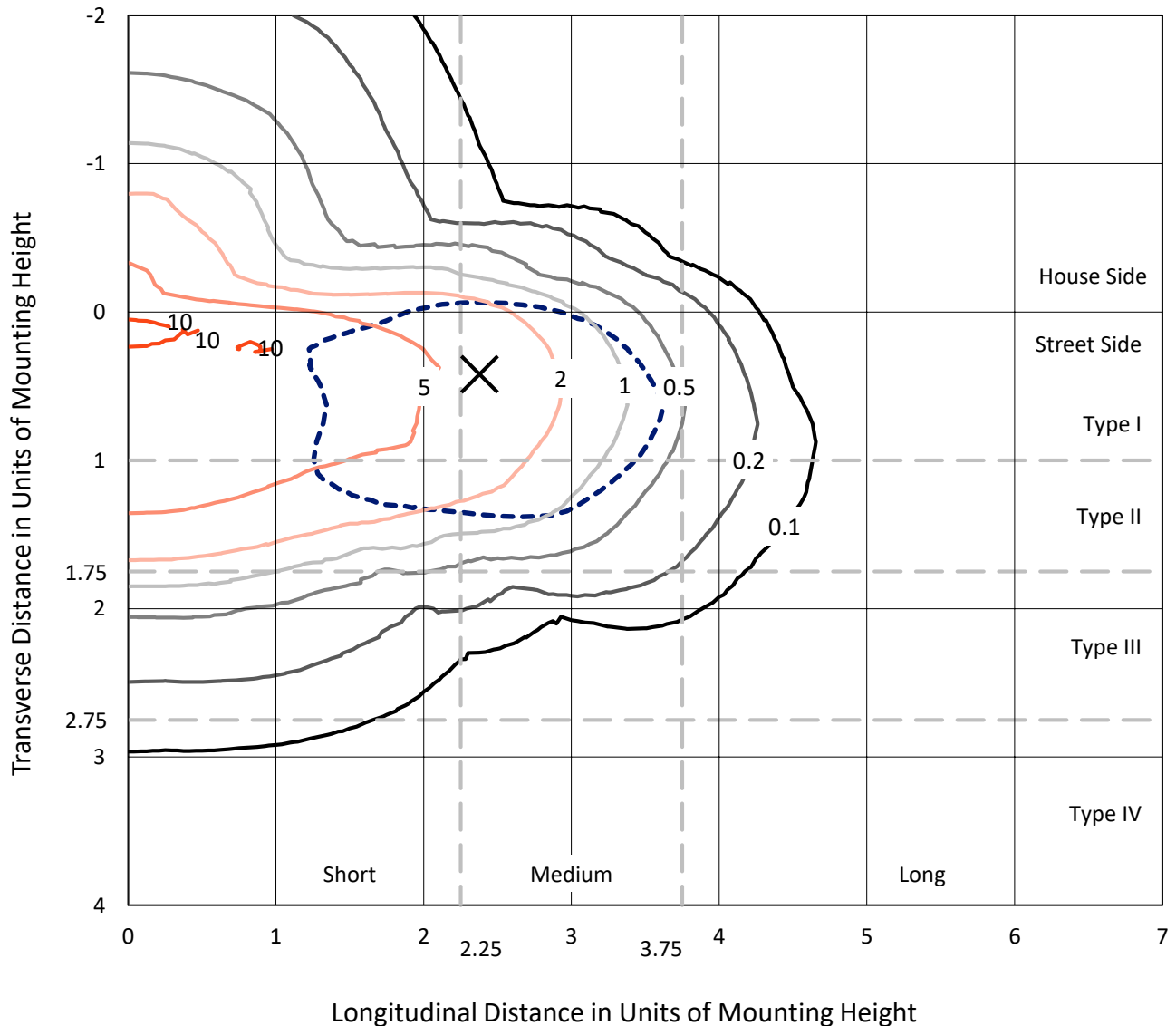
Input Watts (W): 67
Input Voltage (V): NR
Input Current (Ain): NR
Voltage Rise (V): NR
Power Factor: NR
Total Harmonic Distortion (THDi): NR
Frequency (hertz): 60
Stabilization Time: NR
Operation Time: NR
Ambient Temperature (°C): NR
Test Distance: 25 FT



REPORT NUMBER: P200017
 CATALOG NUMBER: GWC-AF-01-LED-E1-T2-7030-1200

Iso-Footcandle Lines of Horizontal Illumination

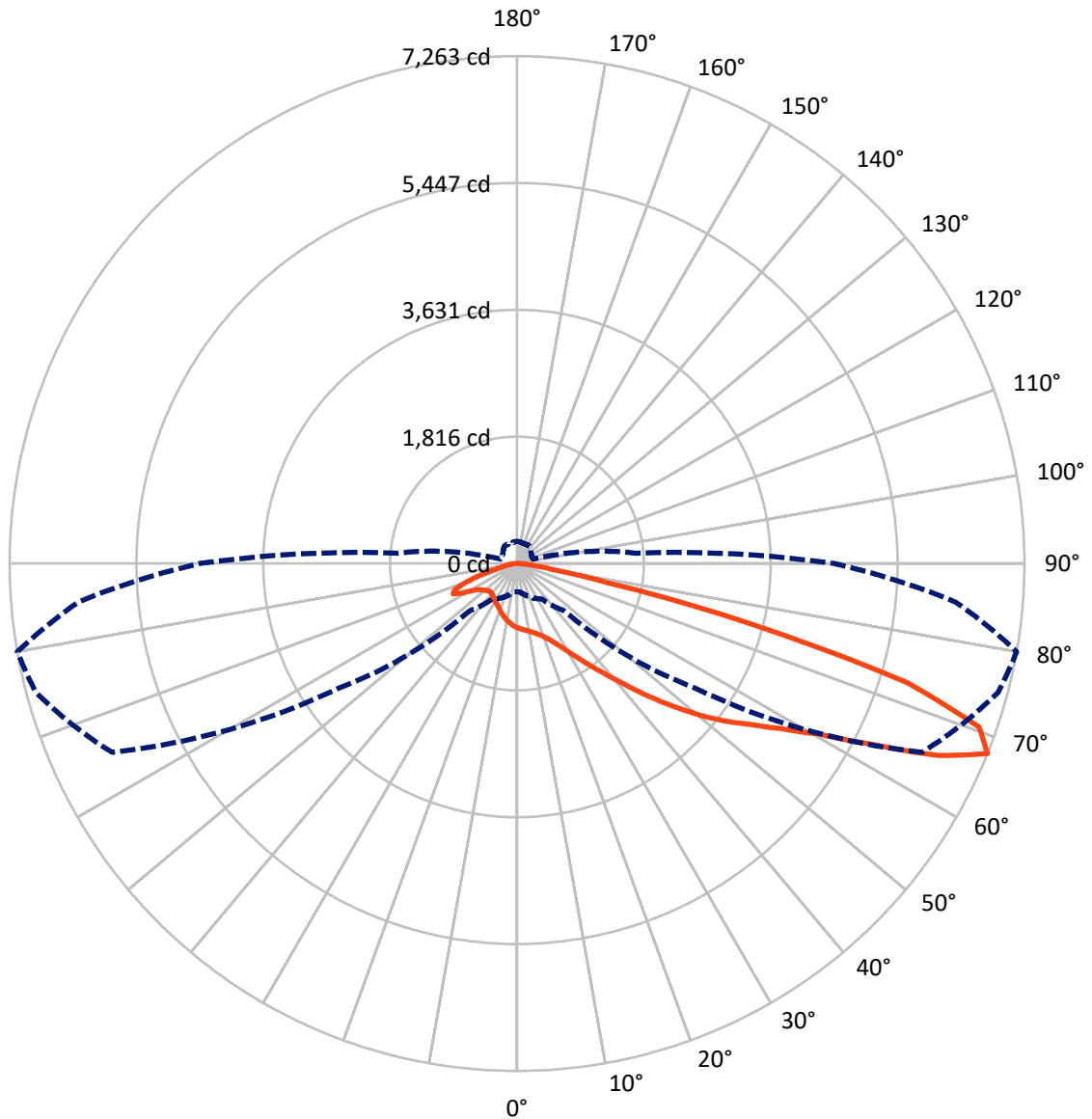
× Max cd
 - - - 1/2 Max cd



Based on 10 foot mounting height. Maximum calculated value = 11.2 fc
 Type II - Medium - Full Cutoff

REPORT NUMBER: P200017
CATALOG NUMBER: GWC-AF-01-LED-E1-T2-7030-1200

Luminous Intensity Polar Plot



— Vertical Plane Through 80-Deg Lateral - - - Horizontal Cone Through 67.5-Deg Vertical

REPORT NUMBER: P200017

CATALOG NUMBER: GWC-AF-01-LED-E1-T2-7030-1200

FLUX DISTRIBUTION:

		Downward	Upward	Total
House Side	Lumens	1218.8	0.0	1218.8
	% Fixture	18.4	0.0	18.4
Street Side	Lumens	5399.1	0.0	5399.1
	% Fixture	81.6	0.0	81.6
Total	Lumens	6617.8	0.0	6617.8
	% Fixture	100.0	0.0	100.0

Coefficient of Utilization

ZONAL LUMENS:

Zone	Lumens	% Fixture
0°-10°	84.8	1.3
10°-20°	244.3	3.7
20°-30°	404.4	6.1
30°-40°	661.5	10.0
40°-50°	1068.0	16.1
50°-60°	1541.9	23.3
60°-70°	1701.6	25.7
70°-80°	784.3	11.9
80°-90°	126.9	1.9
90°-100°	0.0	0.0
100°-110°	0.0	0.0
110°-120°	0.0	0.0
120°-130°	0.0	0.0
130°-140°	0.0	0.0
140°-150°	0.0	0.0
150°-160°	0.0	0.0
160°-170°	0.0	0.0
170°-180°	0.0	0.0
0°-90°	6617.8	100.0
0°-180°	6617.8	100.0



REPORT NUMBER: P200017

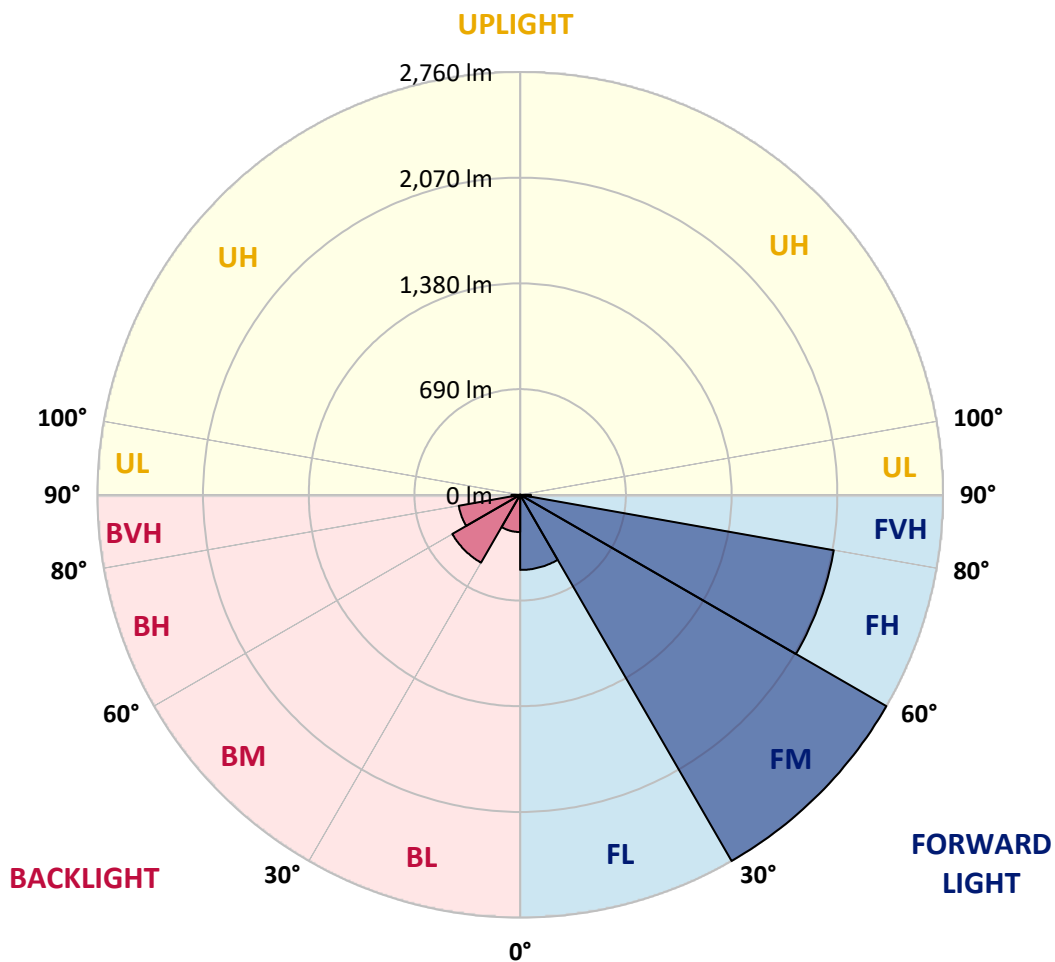
CATALOG NUMBER: GWC-AF-01-LED-E1-T2-7030-1200

LUMINAIRE CLASSIFICATION SYSTEM LUMEN TABLE AND BUG RATING:

Zone	Lumens	% Fixture	Zone Rating/Lumen Limit		
			B	U	G
FL (0°-30°)	490.4	7.4			
FM (30°-60°)	2760.1	41.7			
FH (60°-80°)	2078.8	31.4			G2/5000
FVH (80°-90°)	69.7	1.1			G1/100
BL (0°-30°)	243.2	3.7	B1/500		
BM (30°-60°)	511.4	7.7	B1/1000		
BH (60°-80°)	407.1	6.2	B1/500		G1/500
BVH (80°-90°)	57.1	0.9			G1/100
UL (90°-100°)	0.0	0.0		U0/0	
UH (100°-180°)	0.0	0.0		U0/0	

BUG Rating: B1-U0-G2

Type II Medium





REPORT NUMBER: P200017

CATALOG NUMBER: GWC-AF-01-LED-E1-T2-7030-1200

CANDELA DISTRIBUTION (FULL):

	0°	5°	15°	25°	35°	45°	55°	65°	75°	80°	85°
0°	919.4	919.4	919.4	919.4	919.4	919.4	919.4	919.4	919.4	919.4	919.4
2.5°	1005.7	999.8	1000.9	999.2	994.4	985.8	976.8	960.2	942.9	933.7	926.6
5°	1089.8	1088.2	1085.9	1080.7	1068.3	1050.7	1028.9	999.5	967.9	951.3	935.4
7.5°	1152.6	1151.7	1148.8	1145.5	1133.4	1112.3	1079.4	1037.6	991.7	968.9	944.2
10°	1157.9	1159.6	1161.8	1170.6	1172.3	1160.9	1127.2	1076.8	1016.5	987.1	955.6
12.5°	1113.6	1117.1	1125.9	1148.5	1172.3	1186.2	1169.0	1117.8	1045.5	1010.0	969.9
15°	1054.9	1056.9	1067.7	1098.6	1141.3	1184.6	1200.9	1163.1	1083.0	1039.3	991.4
17.5°	1029.9	1030.9	1038.3	1058.8	1098.6	1160.6	1218.8	1212.3	1128.8	1075.7	1017.7
20°	1017.2	1019.4	1030.2	1050.4	1075.4	1129.5	1221.4	1265.4	1183.6	1121.4	1051.1
22.5°	1053.3	1052.3	1056.2	1066.4	1087.5	1120.1	1219.5	1320.2	1253.3	1180.0	1094.3
25°	1137.7	1141.3	1134.4	1123.0	1129.8	1152.6	1229.9	1379.4	1340.7	1255.3	1151.0
27.5°	1257.9	1254.3	1244.3	1217.4	1203.5	1213.4	1264.4	1443.4	1449.3	1354.4	1226.0
30°	1377.8	1374.9	1365.0	1332.5	1303.9	1295.7	1331.6	1516.6	1578.5	1473.3	1317.8
32.5°	1502.4	1499.0	1489.9	1457.3	1422.8	1403.9	1427.0	1601.3	1731.0	1615.3	1426.1
35°	1655.8	1649.5	1630.2	1585.1	1551.2	1536.5	1547.2	1707.8	1906.9	1783.4	1557.4
37.5°	1800.0	1809.5	1790.0	1727.4	1683.4	1678.2	1690.2	1837.8	2096.5	1971.5	1708.2
40°	1945.1	1946.7	1929.1	1877.9	1832.6	1824.2	1854.4	1995.5	2320.3	2196.2	1891.6
42.5°	2094.9	2098.1	2068.5	2021.3	1988.1	1989.6	2024.2	2180.3	2577.1	2461.1	2102.7
45°	2272.5	2277.4	2244.7	2182.9	2152.5	2213.5	2199.2	2387.5	2858.5	2762.2	2345.1
47.5°	2458.2	2465.7	2440.9	2383.0	2345.1	2428.9	2374.1	2617.2	3161.5	3085.1	2611.3
50°	2559.5	2570.3	2594.4	2590.1	2582.1	2567.9	2569.2	2863.4	3474.0	3421.2	2885.0
52.5°	2505.1	2504.8	2592.7	2699.6	2813.7	2822.0	2807.1	3123.1	3765.9	3750.0	3142.7
55°	2256.2	2273.1	2406.3	2613.3	2924.8	3119.3	3163.5	3420.6	4052.7	4071.2	3404.3
57.5°	1841.8	1855.8	2035.6	2324.0	2774.8	3295.8	3670.4	3852.9	4373.2	4459.9	3752.6
60°	1249.2	1266.1	1456.7	1803.0	2371.5	3197.4	4153.0	4624.4	4757.0	4954.2	4241.2
62.5°	734.0	749.3	904.7	1137.4	1669.7	2740.3	4364.8	5722.0	5366.6	5699.8	4986.7
65°	505.4	515.7	591.3	708.0	959.6	1845.6	4102.1	6479.8	6304.6	6623.9	5851.1
67.5°	406.6	405.3	465.2	544.7	617.8	951.6	3102.0	6394.2	7129.5	7262.8	6299.7
70°	334.9	333.6	374.3	440.2	493.7	535.9	1689.5	5395.9	6961.4	7015.4	5886.6
72.5°	280.1	281.5	307.6	356.4	405.1	403.7	742.5	3795.8	5476.4	5850.4	4692.4
75°	236.5	237.2	254.5	289.0	328.8	325.1	402.7	2056.5	3183.4	3443.8	2601.3
77.5°	201.4	202.0	213.0	232.2	260.7	259.4	293.9	888.5	1327.9	1311.6	889.8
80°	179.5	179.5	184.7	188.4	204.0	198.1	218.0	426.7	561.4	518.3	355.1
82.5°	140.7	141.4	173.2	172.0	160.6	153.1	153.1	251.6	297.4	275.0	207.8
85°	79.2	78.8	111.8	134.9	141.4	107.8	106.8	140.7	161.9	142.7	100.6
87.5°	33.9	34.5	51.8	60.0	80.2	67.0	66.1	72.6	82.4	71.3	46.6
90°	0.0	0.0	0.0	0.0	0.0	0.0	0.0	0.0	0.0	0.0	0.0



REPORT NUMBER: P200017

CATALOG NUMBER: GWC-AF-01-LED-E1-T2-7030-1200

CANDELA DISTRIBUTION (continued):

	90°	95°	105°	115°	125°	135°	145°	155°	165°	175°	180°
0°	919.4	919.4	919.4	919.4	919.4	919.4	919.4	919.4	919.4	919.4	919.4
2.5°	919.8	911.2	892.6	869.6	848.7	835.1	822.6	804.7	805.7	793.3	784.2
5°	919.1	901.5	858.4	807.3	758.1	722.6	695.9	671.8	665.9	654.6	647.7
7.5°	919.8	891.1	818.8	737.0	676.0	631.1	608.2	595.6	592.6	588.7	589.0
10°	922.0	881.6	775.0	671.2	607.3	577.7	572.1	576.1	580.6	582.0	582.3
12.5°	927.3	873.2	727.2	612.5	564.4	555.1	564.7	578.0	586.7	591.0	590.6
15°	939.0	866.7	681.2	566.6	540.5	545.4	563.0	582.0	594.6	600.5	600.8
17.5°	951.6	857.1	634.0	531.3	523.0	535.3	557.1	579.3	594.9	601.5	602.8
20°	968.2	845.4	584.5	505.0	506.3	520.3	540.9	563.0	580.2	585.7	588.4
22.5°	990.1	832.8	541.2	483.5	487.4	498.1	514.1	533.3	548.4	550.8	553.2
25°	1019.4	819.1	506.6	464.0	465.6	471.8	482.5	494.0	504.3	501.4	503.6
27.5°	1058.8	807.3	480.8	446.0	443.0	444.3	449.9	453.5	459.1	450.9	451.9
30°	1105.1	794.7	461.0	430.4	422.3	420.0	421.3	423.2	427.4	416.4	414.7
32.5°	1158.9	779.3	442.4	416.8	405.3	400.8	401.4	406.6	423.0	416.1	412.5
35°	1221.4	762.1	423.0	401.7	393.9	387.4	386.8	403.0	451.6	447.3	444.0
37.5°	1294.7	744.8	403.3	384.8	385.4	378.2	376.0	394.5	457.1	440.6	438.2
40°	1387.9	735.7	386.8	366.9	375.0	374.0	369.4	378.9	420.6	390.3	386.4
42.5°	1503.3	737.0	374.3	347.7	362.6	373.0	365.9	366.2	381.2	358.4	354.8
45°	1645.7	752.2	365.6	332.3	348.6	372.0	364.6	359.4	360.7	348.6	346.7
47.5°	1811.7	783.8	359.4	319.6	335.2	368.5	364.3	357.4	354.4	348.0	346.4
50°	1996.5	829.9	354.8	307.6	323.2	362.6	364.6	355.4	352.2	349.6	348.6
52.5°	2178.0	882.3	348.0	297.0	313.8	355.4	365.6	353.5	349.9	348.0	347.0
55°	2380.3	947.8	337.5	288.3	305.9	346.4	365.6	350.6	346.7	347.0	346.7
57.5°	2653.7	1053.6	325.1	280.8	296.5	335.2	359.4	347.3	342.4	342.7	343.1
60°	3080.8	1240.3	310.2	273.3	284.7	322.2	350.9	340.2	335.2	336.5	336.8
62.5°	3709.0	1514.4	290.6	262.2	272.4	308.2	339.1	331.0	326.1	329.4	329.4
65°	4361.8	1756.1	266.5	248.2	259.4	293.0	324.5	319.6	314.7	322.2	321.9
67.5°	4537.4	1701.9	242.4	232.9	246.3	276.0	306.9	304.3	301.7	314.7	314.1
70°	4030.8	1366.4	220.2	217.3	231.9	257.8	288.0	288.0	286.4	296.2	293.9
72.5°	3071.0	968.9	199.1	200.7	215.7	237.8	267.4	269.8	267.1	272.0	270.1
75°	1644.1	554.5	177.9	182.5	195.5	217.7	244.6	246.9	245.3	245.0	246.0
77.5°	546.4	271.1	155.7	162.9	174.3	196.7	220.9	224.5	220.6	219.9	219.6
80°	243.3	170.5	131.3	140.7	150.9	172.9	195.8	198.8	194.5	200.4	192.9
82.5°	156.3	112.1	105.2	115.7	125.4	149.2	170.8	171.3	167.5	194.5	165.8
85°	75.9	69.4	79.2	88.6	97.1	117.2	141.4	141.7	131.9	120.1	116.1
87.5°	37.8	40.4	52.8	61.3	65.4	80.6	102.9	100.9	96.8	88.0	81.1
90°	0.0	0.0	0.0	0.0	0.0	0.0	0.0	0.0	0.0	0.0	0.0

(END OF REPORT)